



Regio- and stereoselective ring-opening of epoxides using organic dithiophosphorus acids as nucleophiles

Zhaoming Li, Zhenghong Zhou, Kangying Li, Lixin Wang, Qilin Zhou and Chuchi Tang*

State Key Laboratory of Elemento-Organic Chemistry, Institute of Elemento-Organic Chemistry, Nankai University, Tianjin 300071, PR China

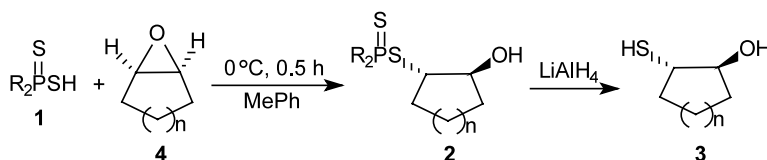
Received 28 March 2002; revised 9 August 2002; accepted 16 August 2002

Abstract—A practical method for the synthesis of β -hydroxymercaptans has been successfully developed through the ring-opening of epoxides with organic dithiophosphorus acids **1**. Highly regio- and stereoselective products, β -hydroxyalkyl dithiophosphates, which were transformed to the corresponding synthetically valuable β -hydroxymercaptans by further reduction, were obtained under mild reaction conditions without any catalyst or promoter. Highly enantioselective ring-opening reaction of cyclohexene epoxide with **1** was realized in the presence of a chiral (salen)Ti(IV) complex. © 2002 Elsevier Science Ltd. All rights reserved.

The stereoselective ring-opening of *meso*-epoxides with various nucleophiles is an important transformation in organic synthesis because it is a powerful strategy for the formation 1,2-bifunctionalized systems, and at the same time establishes two contiguous stereogenic centers. A wide variety of nucleophiles are used in the aforementioned ring-opening reaction.¹ Among them, sulfur nucleophiles are important and lead to the formation of synthetically valuable β -hydroxymercaptans or β -hydroxysulfides. The typically used sulfur nucleophiles are alkane- and arene-thiols.^{1–8} This ring-opening reaction is generally carried out in the presence of a catalyst or promoter such as Ti(OPr-*i*)₄,² metal(II) D-tartrates,³ quaternary ammonium salts,⁴ polyethylene glycol 4000,⁵ Ga/Li bis(binaphthoxide) complex⁶ and metal salen complexes,^{7,8} etc. The resulting products, β -hydroxysulfides, can be obtained with high regio- and stereoselectivity. In addition, some other sulfur nucleophiles containing silicon have also been described. For example, the ring opening reaction with Ph₃SiSH, the mono protected form of H₂S, takes place with high regioselectivity in the presence of the Et₃N/MeOH system to give β -hydroxymercaptans in good yields.⁹ Other

silicon–sulfur reagents, such as *i*-Pr₃SiSH in the presence of DBU,¹⁰ Me₃SiNCS, Me₃SiOCsMe and Me₃SiSPh in the presence of Bu₄NF¹¹ are regioselective ring-opening nucleophiles which lead to the corresponding β -hydroxysulfides.

Early in 1965, Pudovik reported the reaction of dithiophosphorus acids with α -substituted epoxides.¹² However, there has been no any further investigation into this reaction during the past three decades. Recently, we discovered that when dithiophosphorus acids were used as the nucleophiles, this ring-opening reaction could occur not only regioselectively, but also enantioselectively. Additionally, the following features are also worth noting. (1) Mild reaction conditions without any catalyst or promoter. (2) The reagents are readily available. (3) The resulting products can be transformed further into synthetically valuable β -hydroxymercaptan intermediates **3** through reduction. Therefore, this work affords a convenient and practical method for the synthesis of β -hydroxymercaptans, especially the synthesis of optically active β -hydroxymercaptans (Scheme 1).



Scheme 1.

* Corresponding author. Fax: +86 22 23503438; e-mail: c.c.tang@eyou.com

Phosphorus–sulfur reagent **1** reacted with *meso*-epoxides **4** at 0°C for 0.5 h in toluene to form compounds **2** in excellent yields (Table 1) whose structures were confirmed by ³¹P NMR, ¹H NMR and elemental analyses. The reaction was found to be completely stereoselective and the *trans* products were obtained. Compounds **2** were directly reduced with LiAlH₄ to give β-hydroxymercaptans **3** in 54–63% yields (Table 2).¹³

Similarly, the reactions of the phosphorus–sulfur reagent **1b** with mono-substituted epoxides **5** operated under the same conditions to form the ring-opened products **6**, highly regioselectively, in excellent yields (Table 3). Compounds **6** can also be transformed into the corresponding β-hydroxymercaptans through reduction (Table 2).¹³ In each case, the nucleophilic ring-opening occurred on the less hindered carbon of the epoxides (Scheme 2). The structures of compounds **6** were confirmed by ³¹P NMR, ¹H NMR and elemental analyses.

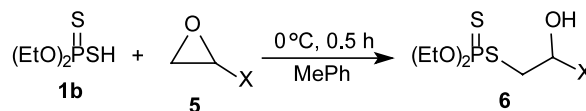
The reaction of **1b** with (+)-(*R*)-styrene oxide¹⁴ was also studied. The reaction was found to be highly regioselective and stereospecific. The corresponding (+)-(*R*)-**7** was obtained in 91% yield and in 88% ee (Scheme 3).¹⁵

Table 1. Analytical data for compounds **2**

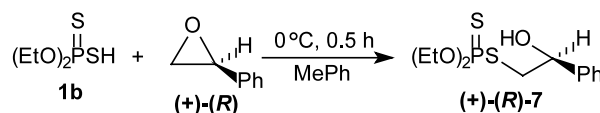
2	R	n	n _D ²⁰	Yield (%)	³¹ P NMR (δ, ppm)
a	MeO	2	1.5432	90	99.24
b	EtO	2	1.5262	95	94.18
c	PrO	2	1.5164	93	94.60
d	BuO	2	1.5144	87	94.57
e	Et	2	1.5513	90	81.86
f	Ph	2	Thick	92	64.18
g	EtO	1	1.5268	93	93.70
h	Ph	1	Thick	95	62.87
i	EtO	4	1.5120	88	94.96
j	Ph	4	Thick	91	65.15

Table 3. Analytical data for compounds **6**

6	X	n _D ²⁰	Yield (%)	³¹ P NMR (δ, ppm)
a	H	1.5244	92	95.14
b	Me	1.5204	88	95.60
c	Et	1.5138	95	96.48
d	Ph	1.5706	93	92.21
e	PhCH ₂ O	1.5564	94	95.29



Scheme 2.



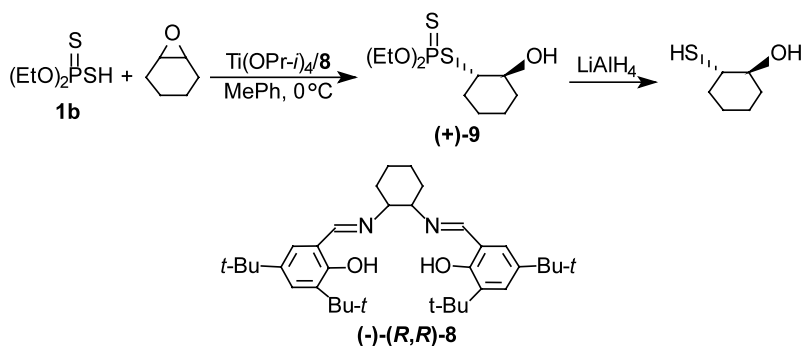
Scheme 3.

Tang⁷ firstly reported the enantioselective ring-opening reaction of *meso*-epoxides with various thiols catalyzed by a chiral (salen)Ti(IV) complex formed in situ from salen **8** and Ti(OP*r*-i)₄. The highest ee value obtained was 63%. We applied this catalytic system to the ring-opening reaction of cyclohexene epoxide with **1b**. The corresponding ring-opened product **9** was obtained in 94% yield and in 73% ee (Scheme 4).¹⁶ Thioester **9** was further reduced to give (+)-(*S,S*)-2-mercaptocyclohexanol in 57% yield and 74% ee, [α]_D +29.0 (*c* 2, CHCl₃).¹⁷

In conclusion, we have succeeded in developing a highly regio- and stereoselective ring-opening reaction of epoxides with the phosphorus–sulfur reagents **1**. Furthermore, an enantioselective ring-opening reaction was accomplished with an ee value of 73% in the presence

Table 2. Reduction of different thiophosphorus esters **2** and **6**

Substrate	Product	Yield/%	n _D ²⁰
		55	1.5208
		54	1.5258
		65	1.5208
		52	1.5104



Scheme 4.

of a chiral (salen)Ti(IV) complex. Reduction of the ring-opened product gave the corresponding β -hydroxy-mercaptan in good yield. Therefore, this method is very useful in organic synthesis, especially in multifunctional natural product synthesis.

Acknowledgements

We are grateful to the National Natural Science Foundation of China (No. 29872016 and 20002002) for generous financial support.

References

- (a) Hodgson, D. M.; Gibbs, A. R.; Lee, G. P. *Tetrahedron* **1996**, *52*, 14361; (b) Paterson, I.; Berrisford, D. J. *Angew. Chem., Int. Ed. Engl.* **1992**, *31*, 1197.
- (a) Caron, M.; Sharpless, K. B. *J. Org. Chem.* **1985**, *50*, 1557; (b) Chong, J. M.; Sharpless, K. B. *J. Org. Chem.* **1985**, *50*, 1560; (c) Soo, Y. K.; Sharpless, K. B. *J. Org. Chem.* **1986**, *51*, 5413.
- Yamashita, H. *Bull. Chem. Soc. Jpn.* **1988**, *61*, 1213.
- Albanese, D.; Landin, D.; Penso, M. *Synthesis* **1994**, 34.
- Maiti, A. K.; Bhattacharyya, P. *Tetrahedron* **1994**, *50*, 10483.
- Iida, T.; Yamamoto, N.; Sasai, H.; Shibasaki, M. *J. Am. Chem. Soc.* **1997**, *119*, 4783.
- Wu, J.; Hou, X. L.; Dai, L. X.; Xia, L. J.; Tang, M. H. *Tetrahedron: Asymmetry* **1998**, *9*, 3431.
- Wu, M. H.; Jacobsen, E. N. *J. Org. Chem.* **1998**, *63*, 5252.
- Brittain, J.; Gareau, Y. *Tetrahedron Lett.* **1993**, *34*, 3363.
- Pomar, J. C. J.; Soderquist, J. A. *Tetrahedron Lett.* **1998**, *39*, 4409.
- Tanabe, Y.; Mori, M.; Yoshida, Y. *J. Chem. Soc., Perkin Trans. 1* **1997**, 671.
- Pudovik, A. N.; Faezurin, E. M.; Zhuravrev, G. E. *Zh. Obshch. Khim.* **1965**, *36*, 718.
- For 2-mercaptocyclohexanol: pale yellow liquid (stench), $^1\text{H NMR}$ (CDCl_3 , δ): 3.10 (m, 1H, $\underline{\text{CHOH}}$), 3.05 (s, 1H, OH), 2.46 (m, 1H, $\underline{\text{CHSH}}$), 1.99 (m, 2H, CH_2), 1.69 (m, 2H, CH_2), 1.49 (d, 1H, $J=8.5$ Hz, SH), 1.29 (m, 4H, CH_2). M^+ : 132 (see Ref. 17). For 2-mercaptocyclooctanol: pale yellow liquid (stench), $^1\text{H NMR}$ (CDCl_3 , δ): 3.44 (m, 1H, $\underline{\text{CHOH}}$), 2.91 (s, 1H, OH), 2.85 (m, 1H, $\underline{\text{CHSH}}$), 1.59 (d, 1H, $J=8.6$ Hz, SH), 1.29 (m, 12H, CH_2). Elemental analysis: Found: C, 59.80; H, 10.05. Calcd for $\text{C}_8\text{H}_{16}\text{OS}$: C, 59.95; H, 10.06. For 1-mercapto-2-butanol: pale yellow liquid (stench), $^1\text{H NMR}$ (CDCl_3 , δ): 3.60 (br, 1H, OH), 2.45 (m, 1H, $\underline{\text{CHOH}}$), 2.38 (m, 2H, $\underline{\text{CH}_2\text{SH}}$), 1.52 (m, 2H, CH_2), 1.34 (t, 1H, SH), 0.95 (t, 3H, $J=4.5$ Hz, CH_3).
- This reagent was purchased from Acros Organics, the optical purity is 99%.
- For **7**: Enantiomeric excess (88%) determined by HPLC with a chiral column (chiralcel OD). $[\alpha]_D^{25} +164.0$ (c 2, CH_2Cl_2). $^1\text{H NMR}$ (CDCl_3 , δ): 1.23 (dt, 6H, $J=7.1$ Hz, $J_{\text{PH}}=16.9$ Hz, CH_3), 2.20 (s, 1H, OH), 3.91–4.10 (m, 6H, CH_2), 4.50 (m, 1H, CH), 7.31 (m, 5H, Ar-H). $^{31}\text{P NMR}$ (CDCl_3 , δ): 92.21.
- For **9**: Enantiomeric excess (73%) determined by HPLC with a chiral column (chiralcel OD). $[\alpha]_D^{25} +22.5$ (c 2, CH_2Cl_2). $^1\text{H NMR}$ (CDCl_3 , δ): 1.30 (t, 6H, $J=7.0$ Hz, CH_3), 1.24–1.64 (m, 4H, CH_2), 1.69 (m, 2H, CH_2), 2.10 (m, 2H, CH_2), 2.61 (s, 1H, OH), 3.10 (m, 1H, CH), 3.36 (m, 1H, CH), 4.16 (m, 4H, CH_2). $^{31}\text{P NMR}$ (CDCl_3 , δ): 94.18.
- The absolute configuration was determined according to the following literature: Adams, H.; Bell, R.; Cheung, Y. Y. *Tetrahedron: Asymmetry* **1999**, *10*, 4129.